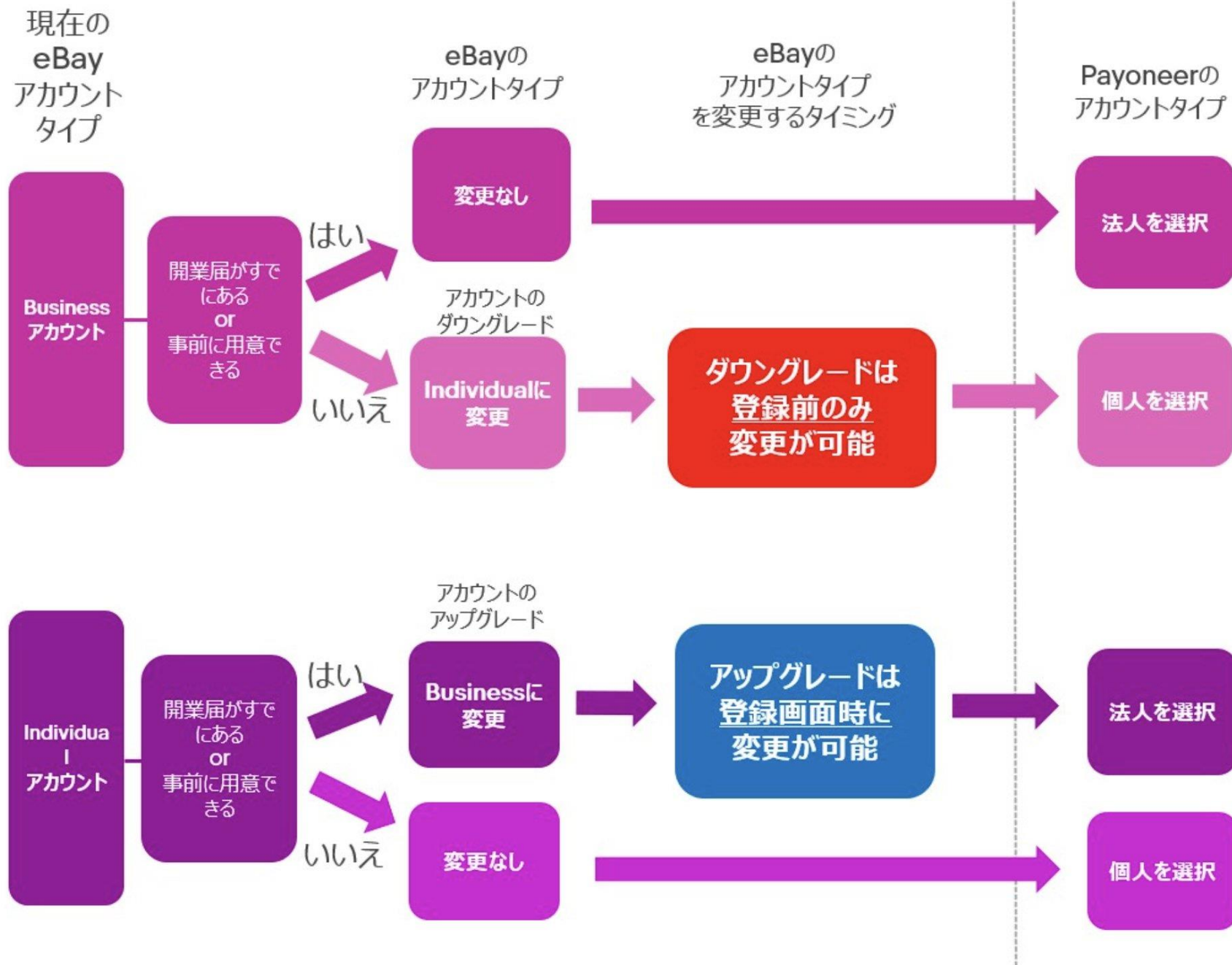


eBay is managing payments

登録前に情報を適切にします。次の画像を確認してください。



下記URLから登録画面を開く

<https://www.ebay.com/sh/fin/dlp>

eBay is managing payments

When eBay manages payments, sellers have one place to manage their transactions.

eBay will require all sellers to register for eBay to manage their payments in 2021. Get ready and complete registration now.

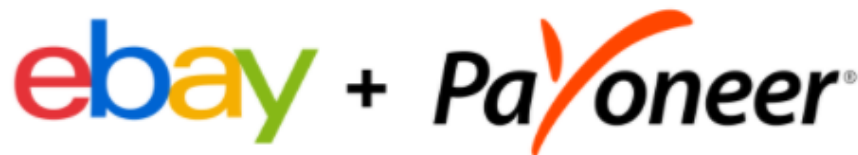
Register now

Watch an intro video

We will store your personal and business information so next time you come back, that information will be pre-filled, saving you time. If you don't complete registration within 30 days after you begin, we will delete your information and you will need to start over. [Scroll down for more info](#)



We will notify you of your account activation date in advance. Nothing will change in how you sell on eBay until then.

The logo features the word 'ebay' in its signature multi-colored font, followed by a black plus sign and the word 'Payoneer' in a black sans-serif font. The 'Pay' is in a lighter weight than 'oneer'. The entire logo is surrounded by a cloud of small, semi-transparent confetti pieces in shades of blue, grey, and white.

ebay + Payoneer®

手続き中にこのような画面になったら都度ebayにログインしてください。



Welcome

Not you? [Switch account](#)

Password

Sign in

[Need help signing in?](#)

☒ Stay signed in

Using a public or shared device?
Uncheck to protect your account.

[Learn more](#)



1. Connect a Payoneer Account

Moving forward, you'll get paid via a Payoneer account. You have the option to link an existing Payoneer account, or create a new one.

Note: Seller payouts and charges are processed in US dollars (USD).

2. Sync eBay and Payoneer profiles

After you register or link your existing Payoneer account, we'll pull in your details from Payoneer to sync your eBay profile

3. Add a credit card or debit card for seller charges selling costs

We need a card on file in case you have outstanding amounts owed to eBay and your funds are insufficient.

4. Submit registration info

Your details will be verified and we'll contact you before you are activated on managed payments.

By proceeding, you agree that any information you have provided or will provide to Payoneer, including personal details such as your name, ID number and contact details, will be shared with eBay as an independent controller of such data. Learn more about how eBay protects the privacy of your data in our [User Privacy Notice](#).

[Back](#)

[Get started](#)



1. Connect a Payoneer account

2. Sync your profiles

3. Add a credit or debit card

4. Submit registration info

Do you want to continue with an **individual** account?

You're currently selling on eBay as an **individual**. But if you registered as a company on Payoneer, you need to change to an eBay **business** account

- ☒ Yes, keep this as an **individual** account 個人アカウントの場合はこちら
- ☐ Change to a **company** account 法人、事業主アカウントの場合はこちら

Back

Continue

eBay account details

Owner name

あなたの名前

Username

あなたのアカウント名

Country or region

Japan



1. Connect a Payoneer account

2. Sync your profiles

3. Add a credit or debit card

4. Submit registration info

Do you have an existing Payoneer account for this person?

We'll send you to Payoneer's Website where you may securely enter your information. After completing, you will automatically be sent back to eBay.

ペイオニアアカウントを持っている場合はこちら

Yes, sign in

No, create one

ペイオニアアカウントを持っていない場合はこちら

Not ready to link your account? [Go back](#)

eBay account details

Owner name

あなたの名前

Username


あなたのアカウント名

Country or region

Japan

Sign in to your Payoneer account | Payoneer Login - Google Ch...

login.payoneer.com/?sessionDataKey=



Sign in to connect eBay to your
Payoneer account

Email or username

@gmail.com ⓘ

Password

[Forgot password?](#)

ログイン情報を入力しログインします。

We pulled in your profile from Payoneer. We'll update your eBay account with these details when you submit this request.

Payout currency	USD
-----------------	-----

Name	
Residential address	
Date of birth	
Nationality	
Government ID Type	
Government ID number	
Government ID country	Japan

Continue

表示されている情報に間違いがないかを確認後にContinueをクリックします。

Need to make updates?



販売手数料を引き落とすためのクレジットカードを登録します。

1. Connect a Payoneer account

2. Sync your profiles

3. Add a credit or debit card

4. Submit registration info

Add a card for selling costs

We need a card on file in case you have outstanding amounts owed to eBay and your funds are insufficient. The credit card you add for selling costs should match your payout currency to avoid the possibility of additional fees.

Card number

4980

VISA

Expiration date

Security Code

カードのセキュリティ番号 ⓘ

First name

TARO

Last name

YAMADA

Billing address

Country or region

Japan

By clicking or tapping the button below, you also authorize eBay to store this card and use it in the future to charge you for any fees, expenses and other amounts which you may owe to eBay as described in the [Payment Terms of Use](#).

Secure and private

Cancel

Continue



1. Connect a Payoneer account

2. Sync your profiles

3. Add a credit or debit card

4. Submit registration info

Submit request

This will send your request to be verified by Payoneer. eBay will contact you once you are activated on managed payments

By **submitting your registration information**, you agree to the [Payments Terms of Use](#)


[Back](#)

Submit request

Submit requestをクリックしてください。




この画面が表示されたら登録完了です。
お疲れさまでした。




You're on the list!

You'll soon get to experience a new way to sell and get paid on eBay. Once we confirm your identity and business info, we'll email you and notify you in My eBay Messages before activating your account managed payments. When your account is activated, we'll automatically update your listings to reflect the different ways buyers can pay. Then you can enjoy all the benefits managed payments offers.




No transfers needed

You get a scheduled payout to your bank account based on the schedule you choose (once daily as funds are available, or weekly) so you don't need to transfer funds between multiple accounts.



More ways for buyers to pay




Accepted forms of payment include credit, debit, and gift cards, Apple Pay, Google Pay, PayPal, and PayPal Credit.



Simpler fees

eBay charges one updated final value fee when your item sells. The final value fee consists of a category-based percentage of the total amount of the sale, plus a fixed fee per order, with no third-party payments processing fees. Most sellers can expect to see overall savings.* [See details.](#)

*Savings based on annual total sales volumes, and comparisons of (a) prior eBay final value fees plus typical 3rd party payment provider fees, with (b) new eBay final value fees (without any 3rd party processing fees).



登録お疲れ様でした！

他の様々な設定方法もブログに書いています。

分からない所があったら参考記事もご覧ください！

EASY BUSINESS

<https://easybusiness.asia>

参考記事一覧

- ・ ebayにアカウント登録 & 住所登録... <https://easybusiness.asia/>【ebay輸出】ebayの登録方法-住所変更やpaypal-紐付け、ユー/
- ・ ビジネスアカウントの設定方法...<https://easybusiness.asia/>【ebay輸出】ビジネスアカウントの設定方法/
- ・ ユーザーID（eBay ID）の変更方法...<https://easybusiness.asia/>【ebay輸出】ユーザーid（ebay-id）の変更方法/
- ・ ebayとPayPalアカウントを紐付け方法... <https://easybusiness.asia/>【ebay輸出】ebayアカウントとpaypalアカウントの紐付け方/
- ・ 手数料の自動払いを設定しよう... <https://easybusiness.asia/>【ebay輸出】手数料の自動支払い方法を設定しよう/
- ・ ビジネスポリシーの設定方法と有効化...<https://easybusiness.asia/>【ebay輸出】ビジネスポリシーの設定方法と有効化/

The screenshot displays the EASY BUSINESS website interface. At the top, a blue navigation bar contains the site name and several menu items: TOP, 輸出ビジネス (Export Business), 中国輸入 (China Import), プロフィール詳細 (Profile Details), メルマガ登録 (Newsletter Registration), and お問い合わせ (Contact Us). The main content area features several promotional banners. On the left, a banner for a 'メール講座登録特典' (Email Course Registration Bonus) offers a 'わずか1時間で2万円を手にする方法をプレゼント中' (Gift a method to earn 20,000 yen in just 1 hour) and promotes 'ebay輸出やビジネスの仕組み化が学べる!!' (Learn the mechanisms of ebay export and business systematization!!). It includes a '無料メール講座' (Free Email Course) sign and a button to '無料講座の登録はこちら' (Register for the free course here) with a note to 'ここをクリックして受講する。' (Click here to enroll). Below this is a 'LINEで気軽に相談受付中' (Consultation accepted easily via LINE) section with a QR code and the text '表示されているQRコードを' (Display the QR code shown). On the right, a large banner for 'ebay 無在庫輸出' (ebay No Inventory Export) features a cartoon character and the text 'ebayで売れる商品とは' (What are the products that sell on ebay?). Below this, there are two smaller news items. The first, dated 2021.04.28, is titled '【2021年ebay輸出】バイヤー未払いのキャンセル機能が楽に！春のセラーアップデート' (【2021 ebay Export】Buyer non-payment cancellation function is easy! Spring seller update) and discusses updates to the cancellation function. The second, dated 2021.04.13, is titled '【ebay輸出】PayPalアカウントがないバイヤ' (【ebay Export】Buyer without PayPal account) and mentions a feature for buyers without PayPal accounts.

著作権

本マニュアルに掲載されている全てのコンテンツは、EASY BUISNESSが所有しています。
書面による許可なく、個人的な目的以外で使用することは禁止されています。

免責事項

当マニュアルのコンテンツ・情報について、できる限り正確な情報を提供するように努めておりますが、正確性や安全性を保証するものではありません。
当マニュアルに掲載された内容によって生じた損害等の一切の責任を負いかねますのでご了承ください。